



सत्यमेव जयते
Government of India



INDIA

Your **Investment Destination**
Your **Partner In Growth**

वसुधैव कुटुम्बकम्

ONE EARTH • ONE FAMILY • ONE FUTURE

Economy Indicators

Country	Total Population 2023 (in million person)-IMF	Average Age	Total Population 2023 (in million person)-IMF	Labor Force 2022 (in thousand)-World Bank	Literacy Rate (rate year 2015)-WPR-2023	GDP at current prices (2023) billion USD	GDP per capita at current prices 2023 thousand units; IMF
Indonesia	277.43	29.87	277.43	1,37,260.84	95.44	1.39 K	5.02
Malaysia	33.4	30.76	33.4	17,309.92	94.64	447.03	13.38
Philippines	112.89	24.99	112.89	46,990.32	96.62	440.9	3.91
Thailand	70.18	40.22	70.18	40,237.75	93.8	574.23	8.18
Viet Nam	100.35	32.79	100.35	55,951.06	94.51	449.09	4.48



\$
11Bn



\$
96Bn



Trade with India Year 2022-23 - USD Million			
Countries	Export	Import	Total Trade
Cambodia	220.43	146.02	366.44
Indonesia	10,024.30	28,820.41	38,844.70
Malaysia	7,156.16	12,734.94	19,891.11
Myanmar	807.00	954.74	1,761.74
Philippines	2,094.15	959.59	3,053.70
Thailand	5,709.81	11,193.36	16,903.18
Viet Nam	5,909.16	8,794.73	14,703.89

SUPER SIZED CLUSTER

NEW INDIA GROWTH STORY




Economy



Business reforms



Infrastructure



Technology



Startups



Innovation



Sustainability



Inclusivity



Government of India

Economy



Fastest Growing Large Economy

Most stable democratic regime

‘Bright spot in global economy’ – IMF Chief

75 years of democracy:

100x rise in GDP; currently at **USD 3.5 Tn**

- 500x rise in total exports; highest ever at **USD 660 Bn** in 2021-22



Annual FDI

Doubled in last 8 years: USD 35 Bn to USD 84 Bn



Growth rate

8.7% - 2022

~7% - 2023



5th largest economy



2nd largest working population

Median age of ~29 years



INVEST INDIA

NATIONAL INVESTMENT PROMOTION & FACILITATION AGENCY

Amrit Kaal: Vision 2047

25-year roadmap for India@100



Economy

2nd largest at **USD 32 Tn**



Per capita income

To grow 10x to **USD 20,000**



GDP

Manufacturing GDP to grow 15x to **USD 6.2 Tn**
Services GDP to grow 13x to **USD 20 Tn**



FDI

To grow 12x to **USD 1Tn**



Exports

To grow 12x to **USD 8 Tn**



Human capital

Largest and youngest working population with a median age of 29

Business Reforms



New Corporate Tax Code




Corporate tax reduced; amongst lowest globally

- For existing units - 22%
- For new units - 15%

Production Linked Incentives



- Financial incentives for domestic production
- **USD ~26 Bn** in **14 sectors**



Semicon India Mission

- Financial incentives worth **USD 10 Bn** to develop semiconductors and display manufacturing ecosystem

One District One Product



- Promoting Regional Development and Fostering Inclusivity. Realise true potential of every district,
- 1095 products, 765 notified districts



Government of India

Business Reforms



Project Development Cells

- Specialized teams in 29 ministries to handhold investors



Ease of Doing Business (EoDB)

- 79 positions jump in rank over 5 years, in World Bank's EoDB ranking
- 40,000+ compliances reduced
- 2,765 by Ministries/Departments and 36,662 by States/Uts



India Industrial Land Bank (IILB)

- 3500+ industrial parks mapped, Integrated with land bank of 34 States and UTs
- ~109,000 hectares of land is available for potential investors
- Mobile App launched in November 2020 on Android and iOS platforms

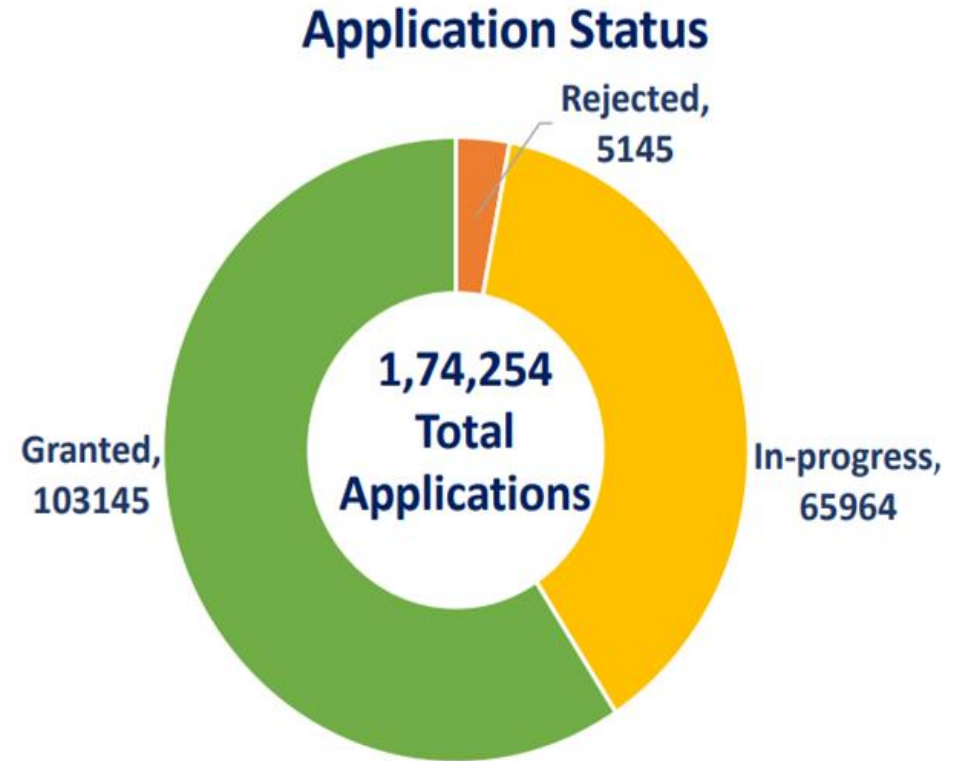


Government of India

National Single Window System (NSWS)



- One stop digital platform for all investor approvals
- Know your Approvals:
 - 598 Approvals - 32 Ministries
 - 4206 across 32 States & UT
- Investor clearance :
 - 28 Ministries
 - 20 states and UTs
- GIS enabled repository of industrial grade land for investors



*Status as on 14 Feb, 2023

Recent Trends



Income

Indians earning over USD 12,200 per year **quadrupled in 6 years** from 2.3 Mn in 2015-16 to almost 8.1 Mn in 2021-22



Taxpayers

Corporate taxpayers increased by **33% in 6 years** (from FY 14-15 to FY 20-21)
Personal taxpayers increased by **57% in 6 years** (from FY 14-15 to FY 20-21)



Collection

Corporate tax collection increased by **~66% in 7 years** (from FY 14-15 to FY 21-22)
Personal income tax collection increased by **~160% in 7 years** (from FY 14-15 to FY 21-22)

High Growth Prospects for MNCs

High growth Indian market provides favourable environment for MNCs



India-listed stocks of several MNCs trade at premium valuation to their parent entities

Establishing India's world-beating growth credentials; Indian subsidiaries outshining on rates of top- and bottom-line expansion, profitability and enterprise value



Company (Parent)	Sales CAGR 5-Year (%)	EBITDA CAGR 5Y (%)	Latest Profit Margin (%)	Price to Earnings (x)	Price to Book (x)
HUL (Unilever)	11.29 (2.26)	13.56 (2.55)	16.99 (12.72)	62.71 (15.89)	12.61 (6.36)
Maruti Suzuki (Suzuki Motor)	7.57 (4.32)	-1.94 (0.11)	7.297 (4.76)	35.58 (11.54)	4.73 (1.30)
Nestle (Nestle SA)	11.03 (1.06)	11.31 (2.40)	14.23 (9.78)	91.28 (31.62)	88.73 (6.87)
Siemens (Siemens AG)	8.04 (-2.78)	10.76 (3.34)	9.719 (5.17)	105.1 (19.50)	11.43 (2.63)
ABB India (ABB)	6.21 (3.17)	14.03 (6.15)	11.95 (8.41)	91.14 (24.64)	18.92 (5.89)
United Spirits (Diageo)	4.87 (5.10)	3.39 (6.09)	10.70 (21.02)	58.90 (21.64)	11.15 (9.70)
Cummins (Cummins Inc)	8.65 (6.57)	11.23 (5.83)	16.07 (7.66)	42.65 (13.68)	9.10 (3.63)
Abbott India (Abbott Labs)	10.23 (9.78)	17.89 (16.19)	17.75 (15.80)	52.03 (29.32)	15.49 (5.05)
Colgate-Palmolive (Colgate)	4.52 (3.06)	6.82 (-3.09)	20.18 (9.93)	43.88 (27.01)	26.77 (15.93)
P&G (P&G)	10.32 (4.27)	4.54 (4.44)	15.18 (18.30)	80.77 (26.50)	63.05 (8.08)
United Breweries (Heineken)	5.95 (5.85)	-7.36 (4.55)	4.053 (9.33)	131.30 (20.62)	10.07 (2.83)
Oracle (Oracle Corp)	4.71 (4.87)	6.41 (4.57)	31.69 (17.02)	18.25 (36.23)	4.42 (296.5)
3M India (3M Co)	9.15 (1.57)	4.72 (-1.54)	11.39 (16.87)	68.00 (9.94)	18.28 (3.62)

Figures in brackets are that of the parent company



Government of India

World Class Infrastructure Facilities



Railways

#1 Rail network in Asia
(70,000 km+ railway track)



Urban Railways

7X Projected growth
by 2047



Highways

#2 Road network globally
40-50 km constructed daily



Ports

4X Port handling capacity
by 2047



Aviation


7X Increase in trips
by 2047

India now	Vision 2047
8 Bn+ passengers	20 Bn+ passengers
700 km	7000 km
145,000 km	290,000 km
2,500 MMTPA+ handling capacity	15,000 MMTPA+ handling capacity
200 Mn+ trips	1.5 Bn+ trips



Government of India

Technology: Digitally Empowering Indian Society



Objective of Digital India

Faceless, Paperless, Cashless Ecosystem



UPI – Unified Payment Interface

- Growing at CAGR of **381%** over the last 5 years
- **40%** of all digital transactions



#2 in Mobile phone users (1.2 Bn);
Smartphone users (750 Mn)



1 out of 5 Start-up unicorns
from Fintech



2 Bn+ COVID-19 vaccination coverage
enabled via CoWIN App



USD 1 Tn digital economy
by FY 2025



#1 Fintech adoption rate



74 Bn digital transactions worth
USD 1.6 Tn in CY 2022



1.3 Bn people with
unique digital identity



Government of India

World's 3rd Largest Startup Ecosystem



1

- 1 out of 10 Unicorns;
- 107 with total valuation of USD 341 Bn

80

Start-ups recognized per day – highest globally

44

Unicorns added in 2021 valued at USD 93 Bn; 21 born in 2022 with a valuation of USD 27 Bn

15

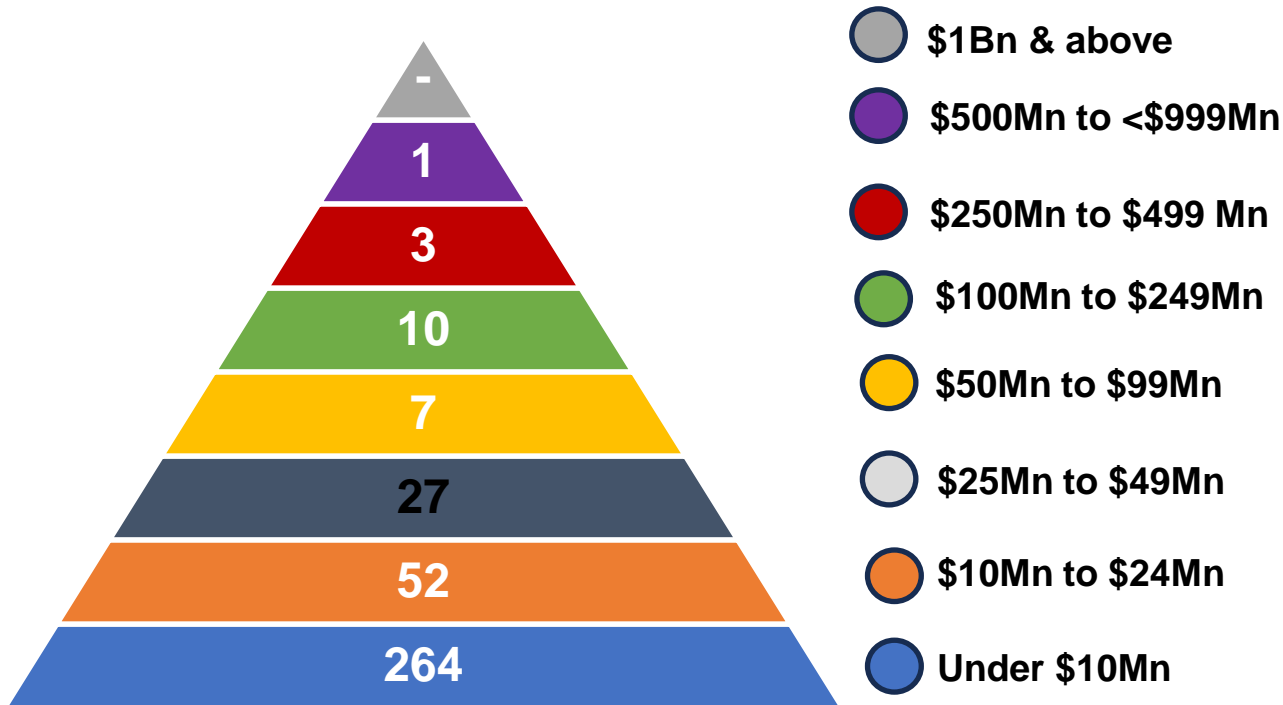
International Startup Bridges



Indian Startup Ecosystem Funding Trends

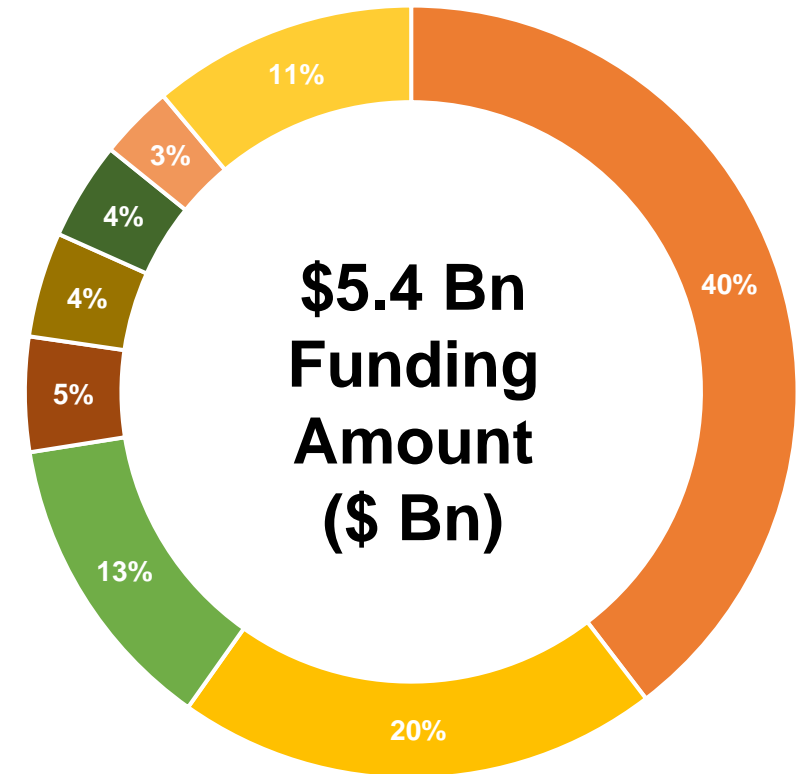


Indian Startup Funding H1 2023: Deal Size Wise



There is an increase in the number of deals with a smaller ticket size

Top Funded Startup Sectors in H1 2023



- Fintech
- CleanTech
- Media & Entertainment
- Ecommerce
- Consumer Services
- Others
- EnterpriseTech
- Edtech









Your Partner in Innovation



India ranks **#1** in Global Innovation Index in the Central & Southern Asia region, jumped **41** positions from 2015

India reports notably sharp rise in number of patents registered (up **25.4%**) in 2022

Companies with one of their largest R&D center in India*

 Largest R&D centre outside South Korea	 India houses Oracle's second largest R&D workforce	 Largest design centre outside US	 Largest R&D centre outside H/Q Germany
 Largest global R&D centre outside Korea	 2nd largest R&D centre globally	 Largest lab outside USA	 Largest R&D facility outside US

World's Most Awarded Investment Promotion Agency



WWW.INVESTINDIA.GOV.IN

NATIONAL INVESTMENT PROMOTION
& FACILITATION AGENCY



@investindia



@invest-india



@investindiaofficial

ASEAN TEAM, INVEST INDIA

taiwan@investindia.org.in